






MATERIAL REFERENCE
PROJECT : PENGADAAN SISTEM TATA UDARA GEDUNG AULA KANTOR PUSAT PT. JASA RAHARJA

KODE	DESCRIPTION	SOURCE	SWATCH
	PANEL ELEKTRIKAL Area : R. Panel SPECIFICATION: Material : plat besi type : non typetest Dimensi : Variable Voltase : 220-380 V Warna Body : grey/custom tebal plate : 2mm Finishing : Powder coating Note : Pelaksana pekerjaan harus menyampaikan sample warna untuk disetujui	Price Transdos	
	Supply Diffuser 14"x14" Area : General SPECIFICATION : Sesuai produk Type : Square Dimensi : 12"x12" Berat : Sesuai produk	Jaya Sukses Mandiri Aroma	
	Return grille Area : General SPECIFICATION : Sesuai produk Type : Square Dimensi : 120 x 600 mm Berat : Sesuai produk	Jaya Sukses Mandiri Aroma	
	flexible duct Area : General SPECIFICATION : Sesuai produk Type : flexible round duct insulasi Dimensi : 8" Berat : Sesuai produk	Masterflex proflex	
	INDOOR AC SPLIT DUCT Area : Lt. atap (Aula) SPECIFICATION: Material : Electro galvanized steel Air flow : 12,000 CFM Dimensi : H 1536 x W 2274 x D 1448 Voltase : 380-415/3/50 Warna Body : grey tebal plate : 2mm Finishing : Epoxy polyester powder coating Note :	MITSUBISHI ELECTRIC	
	OUTDOOR AC SPLIT DUCT Area : Lt. atap (Aula) SPECIFICATION: Cooling cap. : 400,000 BTU/H Air flow : 12,000 CFM Dimensi : H 940mm x W 900mm x D 970mm Voltase : 380-415/3/50 Warna Body : grey tebal plate : 2mm Finishing : Epoxy polyester powder coating Note :	MITSUBISHI ELECTRIC	

MATERIAL REFERENCE**PROJECT : PENGADAAN SISTEM TATA UDARA GEDUNG AULA KANTOR PUSAT PT. JASA RAHARJA**

KODE	DESCRIPTION	SOURCE	SWATCH
	EXHAUST FAN CEILING Area : Toilet SPECIFICATION: Type : Ceiling mounted Air flow : 240 CMH Dimensi : H 244mm x W 244mm x D 108mm Voltase : 220/1/50 Warna Body : White Berat : 1,4 kg Diameter baling-baling : 6"/15 cm Note :	KDK	
	OUTDOOR AC VRV Area : Lt. Dasar (Gedung belakang) SPECIFICATION: Cooling cap. : 95,500 btu/h Air flow : 6,286 CFM Dimensi : H 1345 x W 960 x D 320 Voltase : 220v/1/50 Power consumsion : 6,84 KW tebal plate : 2mm Color : Ivory white Note :	MITSUBISHI ELECTRIC 	
	INDOOR AC VRV Area : Kantin & R. VVIP (Gedung belakang) SPECIFICATION: Cooling cap. : 19,100 btu/h Air flow : Dimensi : H 290 x W 1050 x D 230 Voltase : 220v/1/50 Power consumsion : 60 w Berat : 52 kg Note :	MITSUBISHI ELECTRIC 	
	INDOOR AC VRV Area : Lobby SPECIFICATION: Cooling cap. : 24,200 btu/h Air flow : Dimensi : H 290 x W 1050 x D 230 Voltase : 220v/1/50 Power consumsion : 60 w Berat : 52 kg Note :	MITSUBISHI ELECTRIC 	
	OUTDOOR AC VRV Area : Lt. Dasar (Gedung belakang) SPECIFICATION: Cooling cap. : 38,200 btu/h Air flow : 2684 CFM Dimensi : H 990 x W 940 x D 320 Voltase : 220v/1/50 Power consumsion : 4,14 KW tebal plate : 2mm Color : Ivory white Note :	MITSUBISHI ELECTRIC 	

MATERIAL REFERENCE**PROJECT : PENGADAAN SISTEM TATA UDARA GEDUNG AULA KANTOR PUSAT PT. JASA RAHARJA**

KODE	DESCRIPTION	SOURCE	SWATCH
	<p>INDOOR AC VRV Area : Koridor</p> <p>SPECIFICATION: Cooling cap. : 12,300 btu/h Air flow : 460 CFM Dimensi : H 256 x W 840 x D 840 Voltase : 220v/1/50</p> <p>Power consumsion : 28 w Berat : 19 kg Note :</p>	MITSUBISHI ELECTRIC	